


# SEIKO Superior

Most Advanced & Precisely Customized,  
100% Internal Free-Form Technology



Pantoscopic Tilt  
0° - 20°

51 Variable Insets  
11 Corridors

3 Optimized Lens Designs for Balanced,  
Near & Far Zone Priority Vision

# SEIKO

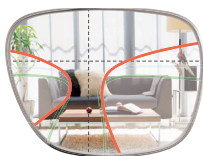
EYEWEAR THAT PERFORMS

# SEIKO Superior

**The best choice for all wearers, all add powers and difficult Rx's.**

The most customized lens for all lifestyles —  
3 design options, 11 corridors, 51 insets

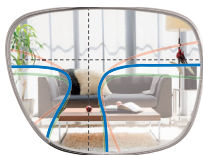
Near



## **Superior N (Comfortable Near Vision)**

Widened near distance segment greatly expands the near field of view and increases wearer comfort. Recommended for patients who occupy an indoor/office environment.

Balanced

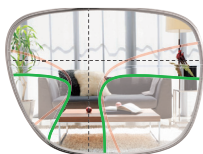


## **Superior B (Outstanding Balance)**

Balanced setting of far, intermediate and near vision. Ideal for most lifestyles and first time progressive wearers.

## **Superior F (Clear Far Vision)**

Ideal for patients who use their glasses for outdoor work. Ensures a comfortable field of vision throughout the entire distance field of vision. Additionally, aberrations are suppressed even with short progressive power corridors.



- Variable inset based on reading distance, corridor length, pantoscopic tilt, PD and RX
- Advanced Aspheric Compensation improves clarity and visual comfort
- Multi-polar Astigmatic correction improves panoramic vision and image stability
- Large variety of materials, coatings, polarized and Transitions® lenses

# SEIKO

SEIKO Optical Products of America, Inc.

For more information, contact your Authorized Seiko Distributor or  
Seiko Optical Products of America, Inc. 1-800-235-5367

[www.seikoeyewear.com](http://www.seikoeyewear.com)